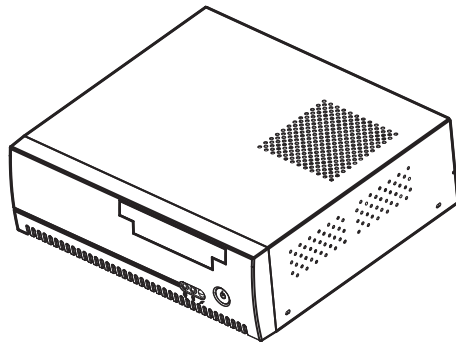


SA-5701

Quick Reference Guide



Ver. Q1

All Rights Reserved. Copyright 2018

Packing Checklist

If you discover any of the items below are damaged or lost, please contact your vendor immediately.

- SA-5701 x 1
- Driver/Manual DVD x 1
- This Quick Reference Guide x 1
- Mini Jumper (2 mm) x 6
- Power Cord x 1

SA-5701

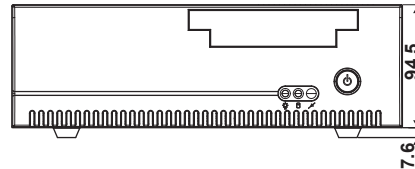
Specifications

System	
CPU Support	Intel® 7th / 6th Gen. Core™ i7/i5/i3/ Pentium®/ Celeron® processor (LGA1151)
Chipset	Intel® H110
Memory Support	2 x DDR4 SO-DIMM sockets (up to 32GB)
Expansion Slots	1 x PCIe (x16) slot 1 x mini PCIe slot
Drive Bay	2 x 2.5" SATA HDDs or 2 x 2.5" SSDs (optional)
Operating System	Win10 IoT/ Ubuntu 16.04 (Intel® 7th Gen. processor) Win10 IoT/ Win 8.1/ Win 7/ Ubuntu 16.04 (Intel® 6th Gen. processor)
Power Supply	ATX 270W
System Weight	5kg
Dimensions (WxHxD)	300 x 94 x 273mm
Certificate	FCC / CE
I/O Ports	
Display	2 x DVI-D, 1 x DP (optional)
USB	4 x USB 3.0 and 4 x USB 2.0 (2 x USB 2.0 pin-head on board)
Audio	Line In, Line Out, Mic In
LAN	2 x GbE LANs support Wake-on-LAN, PXE LAN1: Intel® I219 LM LAN2: Intel® I210 AT
Serial Ports	COM1 for RS-232/422/485 COM2/COM3/COM4 for RS-232 (COM1/COM2/COM4 support +5V / +12V / RI selectable) COM5/COM6 for RS-232
Parallel Port	1 x Parallel Port (optional)
PS/2	1 x PS/2 (only keyboard signals)
Environment	
Operating Temp.	HDD: 0°C ~ 40°C (32°F ~ 104°F)
Storage Temp.	-20°C ~ 80°C (-4°F ~ 176°F)
Humidity	20% ~ 90%

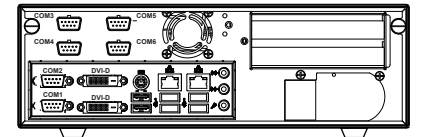
SA-5701

System View

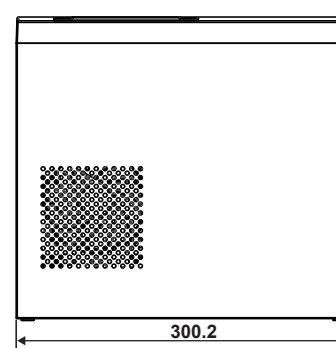
Front View



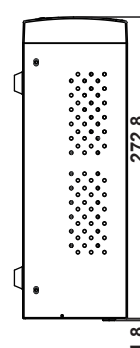
Rear View



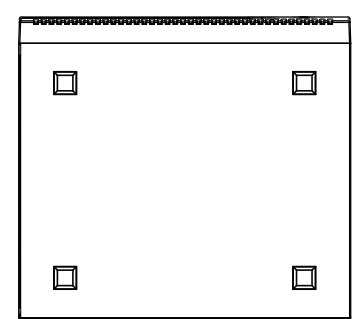
Top View



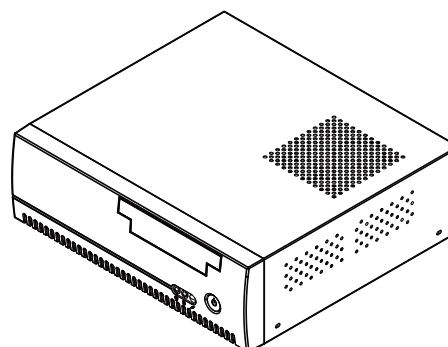
Side View



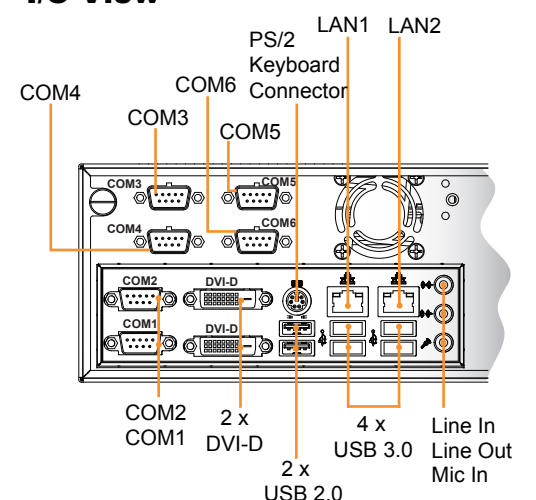
Bottom View



Quarter View



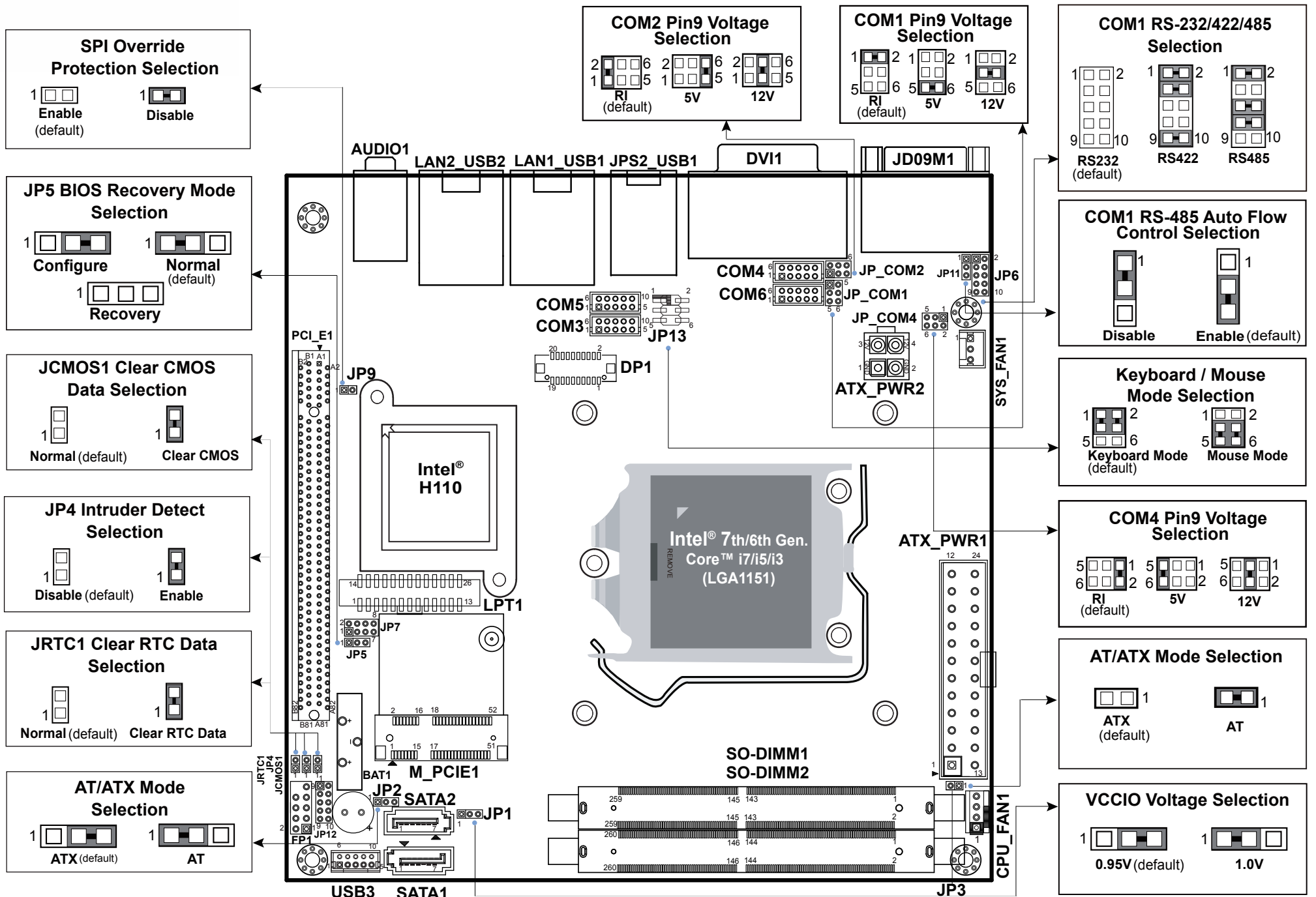
I/O View



SA-5701

High Performance Desktop Intel® 7th / 6th Gen. CPU Book Size PC

Jumper Setting



Safety Precaution

The following messages are safety reminders on protecting your system from damages; hence, extending the life of the system.

1. Check the Cable Voltage

- The range of operating voltage should be between 100V~ 240V. Otherwise, the system could be damaged.

2. Environmental Conditions

- Place your SA-5701 on a sturdy & level surface. Be sure to allow enough space to have easy access around the system.
- Avoid moving the system rapidly from a hot place to a cold one and vice versa because condensation may come from inside of the system.
- Place SA-5701 in strong vibrations may cause hard disk failure.

3. Handling

- Avoid putting heavy objects on top of the system.
- Do not turn the system upside down. This may cause the hard drive to malfunction.
- If water or other liquid spills into this product, unplug the power cord immediately.

4. Good Care

- When the outside of the case is stained, remove the stain with neutral washing agent with a dry cloth.
- If dust has been accumulated on the outside, clean the system with a special vacuum cleaner made specially for computers.

CAUTION! Danger of explosion if battery is incorrectly replaced. Replace only with the same or equivalent type recommended by the manufacturer. Dispose of used batteries per the manufacturer's instructions.

WARNING! Some internal parts of the system may have high electrical voltage. Therefore we strongly recommend qualified engineers open and disassemble the system. Access can only be gained by SERVICE PERSONS or by USERS who have been instructed about the reasons for the restrictions applied to the location and about any precautions that shall be taken.