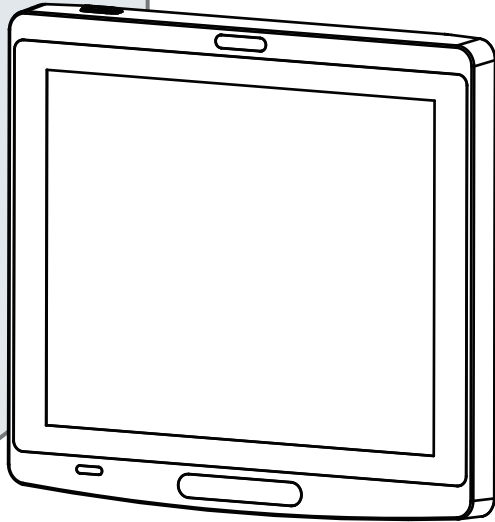


MM-7017

Quick Reference Guide



Ver. Q1

All Rights Reserved. Copyright 2013

Specification

System

CPU Support	Intel® Atom™ D2550 1.86 GHz Dual Core (10W); reserved for N2600/N2800 co-layout
Chipset	Intel® NM10
OS Support	Windows 7 (32 bit)
Memory	N2600: 1 x DDR3 SO-DIMM Socket, up to 1067 MHz & 2GB N2800 & D2550: 2 x DDR3 SO-DIMM socket, up to 1067 MHz & 4 GB
Graphics	Intel® Atom™ D2550
Drive Bay	1 x 2.5" SATA HDD 1 x 2.5" SATA SSD (Optional)
Wireless LAN	802.11 b/g/n (Mini-PCIe interface)
Speakers	2 x 2 W
Power Supply	Medical Grade Adaptor: AC 100~240V input, DC-in 19~24V
IP65	Front panel only
VESA Mounting Type	75 x 100 mm
System Weight	5.95 kg
Dimension (WxHxD)	410.7 x 374.6 x 62 mm
Certificate	Medical Certification: CE/FCC Class B (EN60601-1-2), CE MDD (EN60601-1), UL60601-1

I/O Ports

Serial Port	4 x COM ports (5V/12V/RI selectable) • 2 ports with isolate design (COM1: RS-232; COM2: RS-232/422/485) • 2 ports for internal wafer (COM3: external MSR/Smart Card module; COM4: external RFID module or 1D/2D Barcode scanner module)
USB	6 x USB 2.0 • 3 ports for I/O (USB0/1/2) • 3 ports for internal wafer (USB3: VoIP Phone; USB6: camera; USB7: Bluetooth)
LAN	2 x LAN (10/100/1000 Mbps)
Audio	1 x Line out, 1 x MIC-in
VGA	1 x VGA
Expansion slot	1 x Mini-PCIe slot (for Wireless LAN)

Display

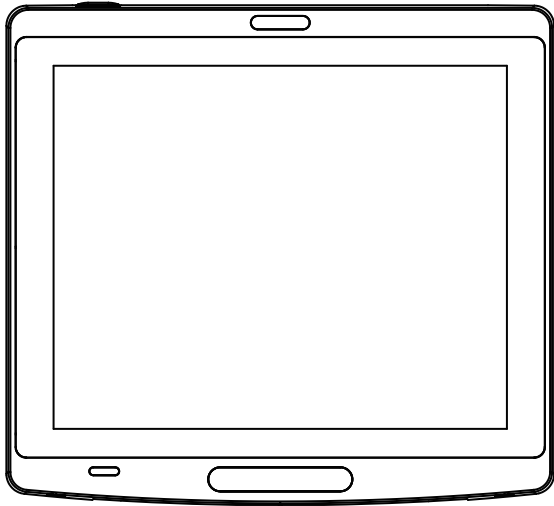
LCD Panel Size & Resolution	17" SXGA TFT 1280 x 1024 LCD with LED backlight; 350 nits; max. color up to 16.7M; contrast 700:1.
Touchscreen	5-wire Bezel Free Resistive or Projected Capacitive
Life Cycle	50000 hrs

Environment

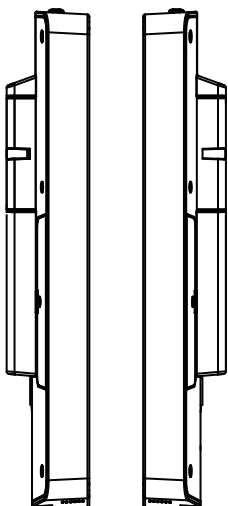
Operating Temp.	0 ~ 40°C (32 ~ 104°F)
Storage Temp.	-20 ~ 60°C (-4 ~ 140°F)
Humidity	20 ~ 90%

System View

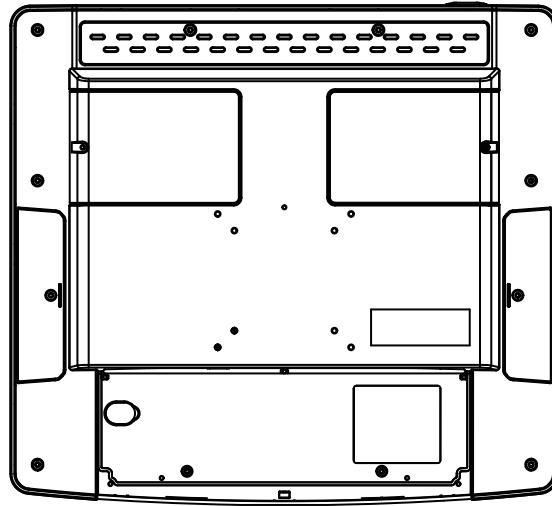
Front View



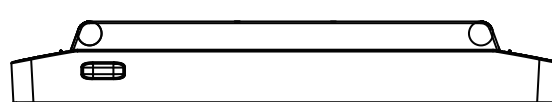
Side View



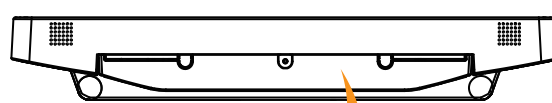
Rear View



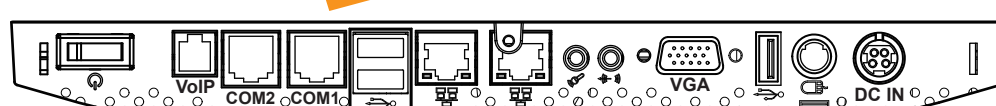
Top View



Rear View

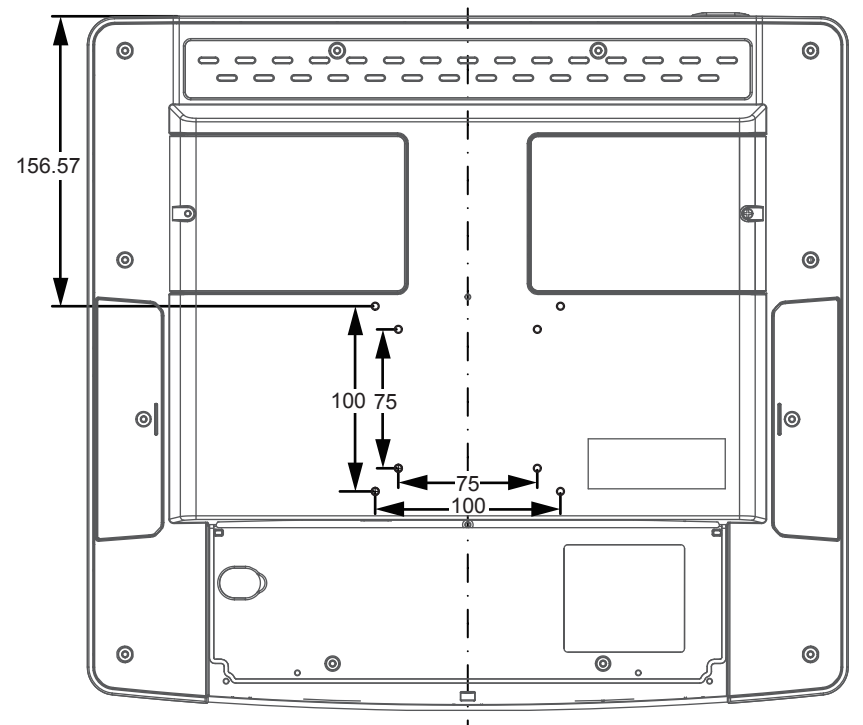


I/O View



VESA Mount

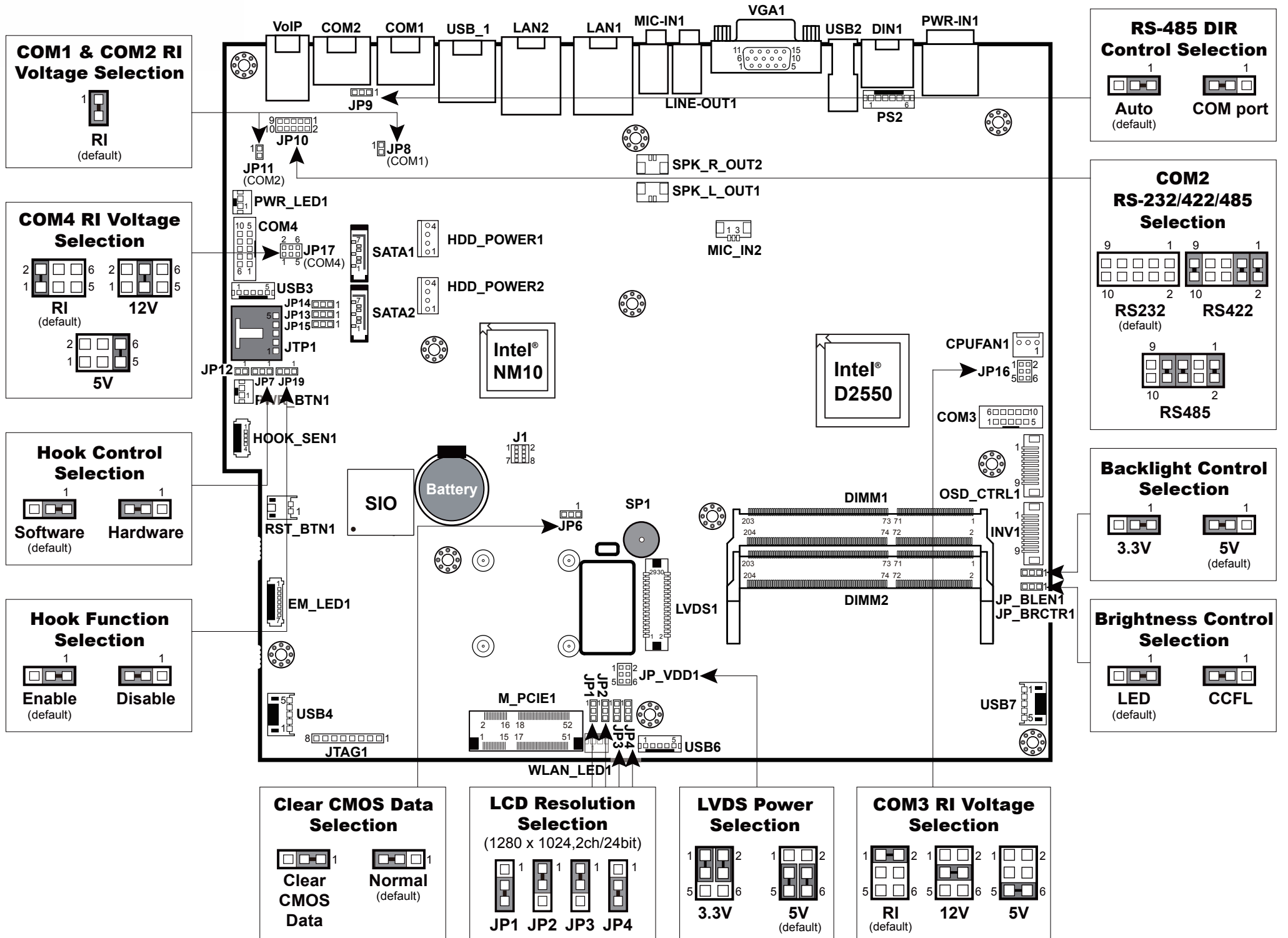
Cut-out Dimension:
(Unit: mm)



MM-7017

17" All-in-One Fanless Slim Medical Panel PC

Jumper Setting



Safety Precaution

The following messages are safety reminders on protecting your system from damages and extending a long life of the system.

1. Check the Cable Voltage
 - The range of operating voltage should be between DC 9V and 36V. Otherwise, the system could be damaged.
2. Environmental Conditions
 - Place your MM-7017 on a sturdy & level surface. Be sure to allow enough space to have easy access around the system.
 - Avoid extremely hot or cold place to install the system.
 - Avoid exposure to sunlight for a long period of time or in a airtight space. Also, avoid the system from any heating device or using MM-7017 when it's been left outdoors in a cold winter day.
 - Note that the operating ambient temperature is 0~40°C.
 - Avoid moving the system rapidly from a hot place to a cold one and vice versa because condensation may come from inside of the system.
 - Place MM-7017 in strong vibrations may cause hard disk failure.
 - Do not place the system close to any radio active device in case of signal interference.

3. Handling
 - Avoid putting heavy objects on top of the system.
 - Do not turn the system upside down. This may cause the floppy drive and hard drive to mal-function.
 - If water or other liquid spills into this product, unplug the power cord immediately.
4. Good Care
 - When the outside of the case is stained, remove the stain with neutral washing agent with a dry cloth.
 - Never use strong agents such as benzene or thinner to clean the system.
 - If heavy stains are present, moisten a cloth with diluted neutral washing agent or alcohol, and then wipe thoroughly with a dry cloth.
 - If dust has been accumulated on the outside, clean with a special vacuum cleaner made for computers.

CAUTION! Danger of explosion if battery is incorrectly replaced. Replace only with the same or equivalent type recommended by the manufacturer. Dispose of used batteries per the manufacturer's instructions.

WARNING! Some internal parts of the system may have high electrical voltage. Therefore we strongly recommend qualified engineers open and disassemble the system. The LCD and touch screen are easily breakable, please handle them with extra care.