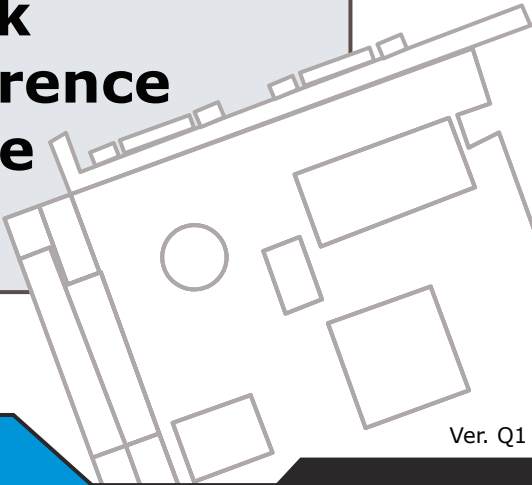


BH-0927

Quick Reference Guide



Ver. Q1

All Rights Reserved. Copyright 2014

Packing Checklist

If you discover any item below damaged or lost, please contact your vendor.

- BH-0927 x 1
- This Quick Reference Guide x 1
- Manual/Driver CD x 1
- Jumper (2.0 mm) x 5
- SATA Cable (180° to 180°, 500 mm) x 1

Jumper Setting

CFast Voltage Selection

3 1 3
 3.3V 5V
 (default)

DDR3 Voltage Selection

2 1 2
 Auto 1.35V
 (default)

COM2 RS232/422/485 Selection

10 9 9
 2 1 1
 RS232 (default) RS422
 10 9
 2 1
 RS485

COM2 Auto Detect Selection

3 1 1
 Normal Auto
 (default)

Hardware Power Failure Selection

2 1 2 1
 Disable Enable
 (default)

Front Panel Selection

11 1 1
 12 2 2
 3 1 4 2
 7 5 11 9
 12 10 8 6
 HDD LED Power LED Reset Button ATX Power Button External Buzzer

COM1 RI & Voltage Selection

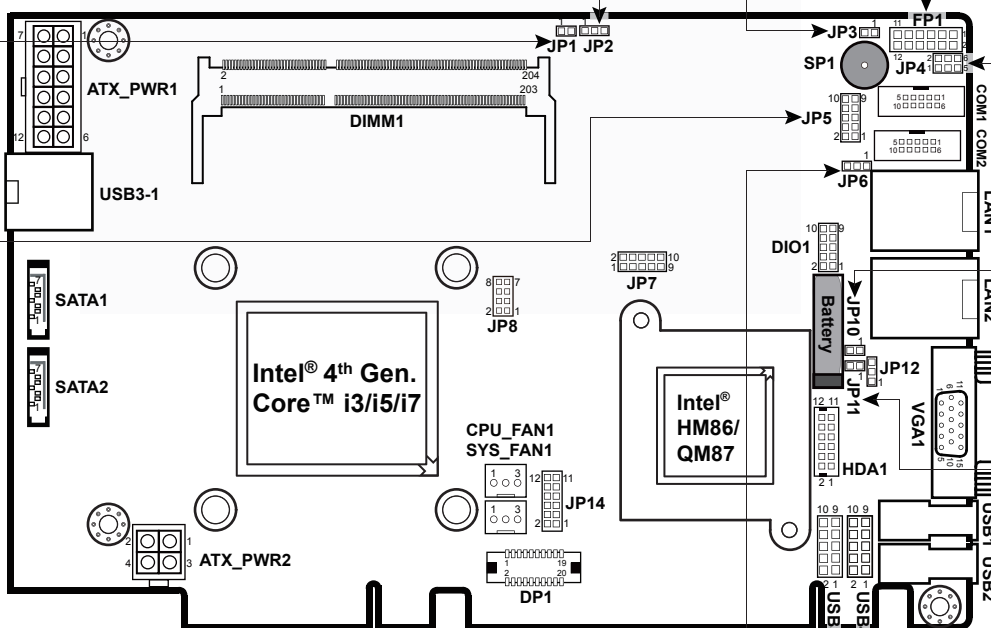
2 6 6
 1 5 5
 RI (default) 12V
 2 6
 1 5
 5V

Clear CMOS Data Selection

2 1 2 1
 Normal Clear CMOS Data
 (default)

Flash Descriptor Override Selection

2 1 2 1
 Disable Enable
 (default)




CAUTION! Danger of explosion if the battery is incorrectly replaced. Replace only with the same/equivalent type recommended by the manufacturer. Dispose of used batteries according to the manufacturer's instructions.

WARNING!
DIMM supports ECC DDR3 memory module only. Inserting DDR3 memory module without ECC may damage the module, board or both.

BH-0927

Intel® 4th Gen. Core™ i3/i5/i7 PICMG 1.3 Half-sized CPU Card

Front View



REAR View

